



Press Release

Central Agency for Public Mobilization And Statistics

On the occasion of the International Women's Day 20% percentage of woman representation in Ministerial positions 2017

Central Agency for Public Mobilization and Statistics issued today 7./3/2018 a press release on the occasion of International Women's Day which is being celebrated annually on 8th March. Such celebration has been held after the first conference of "World Democratic Women's Federation" in 7/3/1945. Such press release presents the Egyptian women situation, and their contribution in various fields such as education, political, and her participation in vocational syndicate. This would be clear through the following indicators:

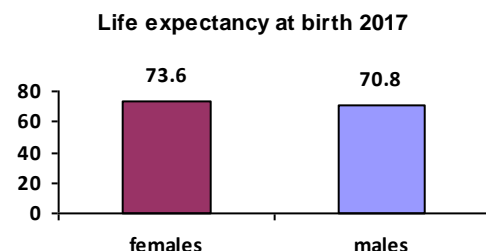
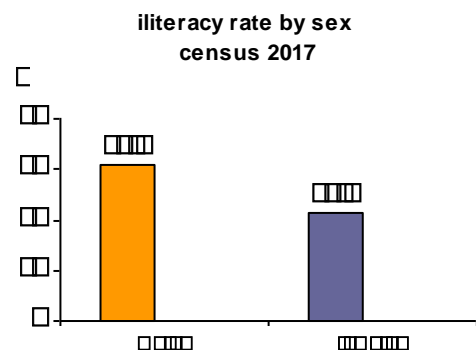
45.9 million Female population inside the country in 2017

According to the population census 2017

- The Number of population inside Egypt reached (94.799 million), (48.892 of them are males 51.6 %, and 45.907 million are females by 48.4 %).With a sex ratio (106 males for each 100 females).
- 3.3 millions of households' heads are females, which represents 14% of total household.
- 30.8% is the Illiteracy percentage among females, and 21.2% for males.
- 118.9 Thousand of females in Age group (17-12 year) have been ever married (1.2 thousand widow, 1.2 thousand divorced, 111 thousand married, and 5.5 thousand marriage contract).

According to estimated population 2017

- The life expectancy at birth for females reached 73.6years, versus 70.8 years for males 2017.



24 years is female's average age of marriage in 2016

According to marriage and divorce bulletin data 2016

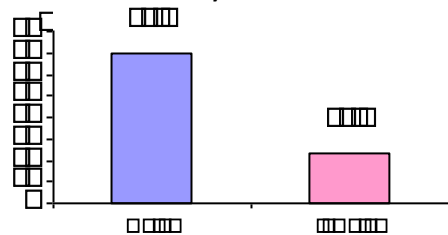
- The average age of females' marriage reached (24 years and 4 months) compared to (30 years and a month) for males 2016.
- The number of divorce certificates reached 192.079 in 2016, compared to 199.867 in 2015, decrease of 3.9%

64.1% of females participation in social insurance in 2016

According to labor force survey 2016

- Percentage of Women participation in Labor force reached 22.9% of total labor force (15-64 year) which represents nearly one-third of men participation in labor force which was 69.9%.
- Unemployment rate reached 23.6% for females compared to 8.9% for males 2016.
- Percentage of females in permanent work reached 76.5%, versus 71.1% for males.
- Percentage of females in paid working in non-agriculture activities reached 17.5% 2016.
- Percentage of females registered in social insurances reached 64.1% versus, 45.4% for males; also the percentage of females who have health insurance reached 60.9%, versus 39.1% for males.

Percentage of participation in Labor force by sex 2016

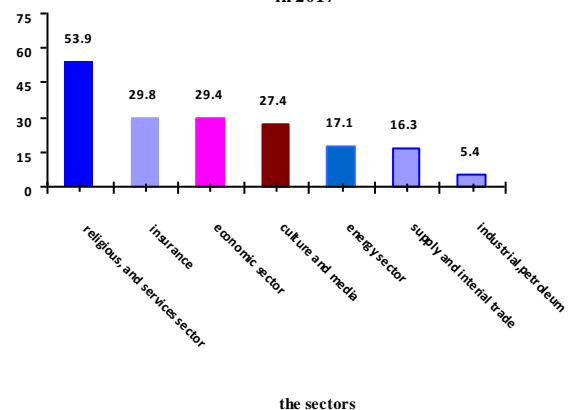


Quarter of workers in governmental sector 2017 (25.8%) are females

According to "workers in governmental sector bulletin" data 2016/2017

- Percentage of females' workers in governmental sector reached 25.8%, versus 74.2% for males.
- 53.9% of females work in health, religious, and services sector, 29.8% of females work in financial and economic sector.
- 29.4% of female workers in insurance and social affairs sector, followed by culture and media sector 27.4%.
- 17.1% of female workers in Electricity and Energy Sector.
- 16.3% in supply and internal trade sector, and lowest percentage 5.4% in industrial, petroleum and mining sectors.

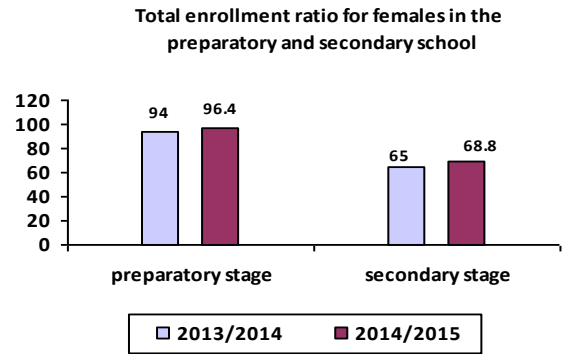
percentage of female workers in governmental sector in 2017



**68.6% total female enrollment in secondary education phase
in 2016/2017**

According to pre- university education bulletin 2016/2017

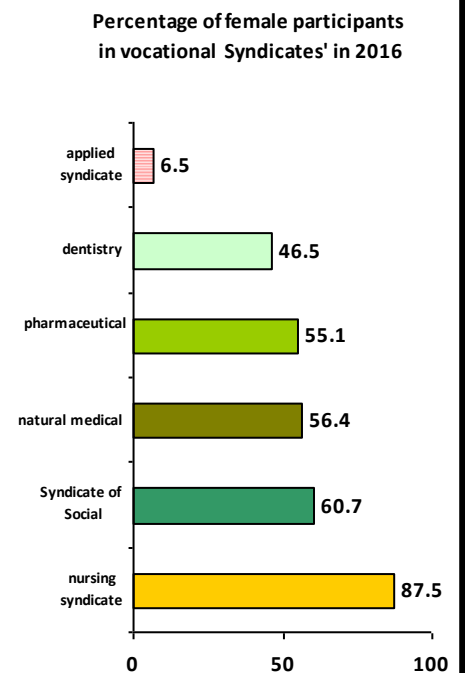
- Percentage of females' net enrollment in preparatory stage reached 95.8% in 2016/2017, compared to 96.4% in 2015/2016, while percentage of net enrollment in secondary education reached 68.6% in 2016/2017, compared to 67.4% in 2015/2016.
- Percentage of females enrolled in higher education, was 47.9% of the total enrolled in the higher education, compared to 52.1% males in 2016/2017.
- Dropout rate at primary education reached 0.4 % for females, compared to 0.5% for males in, 2016/2017, while in preparatory education 4.1% for both females and males in the same year.



87.5% Percentage of female's representation in nursing 2016

According to the 2016 social services bulletin:

- Percentage of female participants in vocational syndicates' members reached, 36.7%, compared to 63.3%, for males.
- The highest percentage of female representation is in nursing by 87.5%, followed by social vocation 60.7%, followed by 56.4% for natural medical, then pharmaceutical and dentistry by 55.1% and 46.5% respectively Syndicate of Dentists.
- The lowest percentage was 6.5% in the applied professions syndicate.



20% percentage of woman in Ministerial positions 2017

According to Council of Ministers data 2017

Women got six ministerial positions at the council of ministers 2017 with 20% of number of ministers in the cabinet.

10.3% of females with functional difficulties (simple to absolute) in 2017

According to population census 2017

- Percentage of individuals (5 years and over) who had any difficulty (from simple to absolute) reached 10.7%, of which 10.3% females, compared to 11% males.
- 2.6% of individuals with difficulty (large to absolute) percentage of females 2.5%, Compared to 2.7% males.

46.8% female participants / beneficiaries of health insurance 2017

- About half of total populations are participants / beneficiaries of health insurance (46.8% females, compared to 54.6% males).
- 60.1% females (4years and more) use mobile phones.
- 26.4% females use computers.
- 25.3% females use the Intranet.

P.O. Box 2086 Salah Salem, Nasr City, Cairo, Egypt
Telephone: Public Relations: (02) 24021559.. National Center for Information: (02) 24020231
Fax of CAPMAS chairmanship: 24024099 E-mail: pres_capmas@capmas.gov.eg Website:
www.capmas.gov.eg