



Press Release

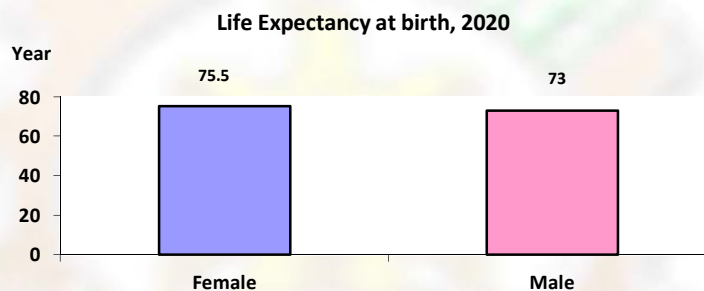
Central Agency for Public Mobilization And Statistics

On the occasion of International Women's Day,

75, 5 years is the life expectancy at birth for females on 1/1/2020

Central Agency for Public Mobilization and Statistics (CAPMAS) issued today 7/3/2020 a press release on the occasion of the International Women's Day, which is celebrated on March 8 of each year in appreciation of role and women contribution in achieving sustainable development. Celebration of this day came after the first congress of Women's International Democratic Union on March 7, 1945. Today, CAPMAS issues a press release reviewing the conditions of Egyptian women in various fields.

Population of Egyptians inside (100 million people) on 11/2/2020
represented females 48.5 million



According to preliminary data of population estimates, on 1/1/2020

- Percentage of gender reached 106.2% (meaning that there are 106.2 males for every 100 females).
- Life expectancy at birth for females was 75.5 years, compared to 73.0 years for males in 2020

According to Household Income, Expenditure, and Consumption survey, HIECS 2017/2018

- Percentage of female-headed households reached 18.1%, while percentage of poor households headed by females was 12.6%, compared to 27.1% of poor families headed by men.

According to preliminary data of the Marriage and Divorce Bulletin 2019

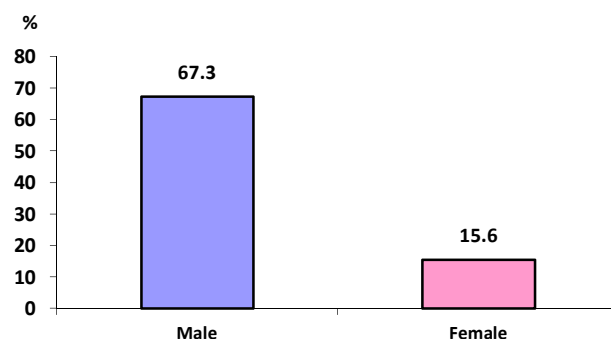
- Number of marriage contracts in Egypt decreased by 8017 cases in 2019 in comparison with 2018 which were 887315, while it reached 879298 contracts in 2019.
- Number of divorce certificates nationwide decreased by 6167 certificates from 2018, when it recorded 211554 certificates, while 205,387 certificates were attained in 2019.

71.2% of females are participants in social insurance in 2019

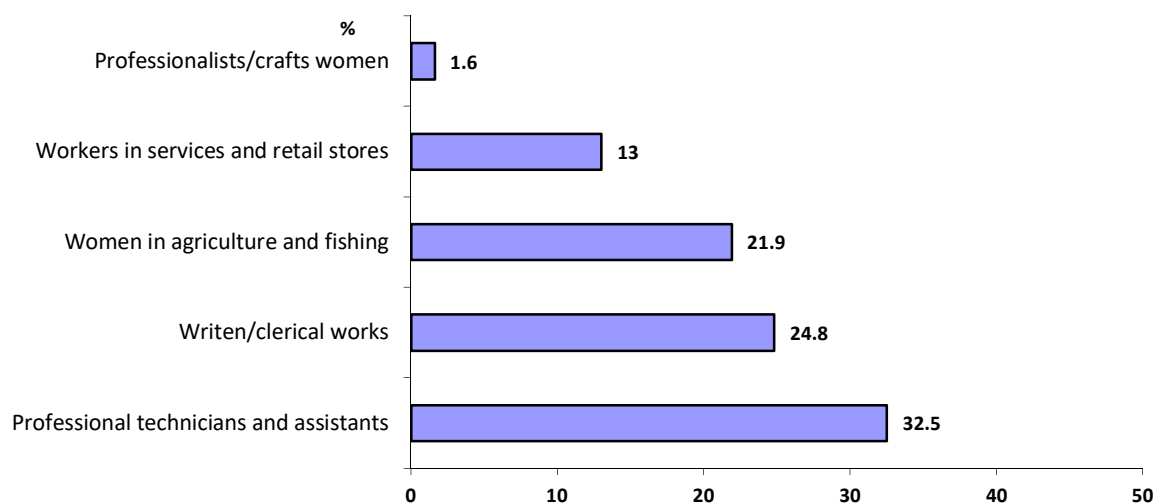
According to preliminary data of the Labor Force Survey in 2019

- Contribution of women to workforce was 15.6% of the total workforce (15 years and over) compared to 67.3% for men.
- Unemployment rate for females was 21.7%, compared to 4.8% for males.
- Percentage of female workers (15 years and over) was 15.3% compared to 84.7% for males.
- Percentage of females working in permanent work was 89.2%, compared to 70.3% for males.
- Percentage of female participants in social insurance reached 71.2%, compared to 40.8% for males, and percentage of female participants in health insurance reached 68.5%, compared to 34.4% for males.
- Percentage of women occupying the profession of specialists and scientific professions is 36.4% of total employed. 32.5% of technicians and assistant technicians, 24, 8% of women in charge of editing/clerical work. 21.9% of women working in agriculture and fishing, then women workers in services and shops selling recorded 13%, and the lowest percentage were 1.6% working in craftswomen profession and those under this category.

Contribution to labor force by gender, 2019



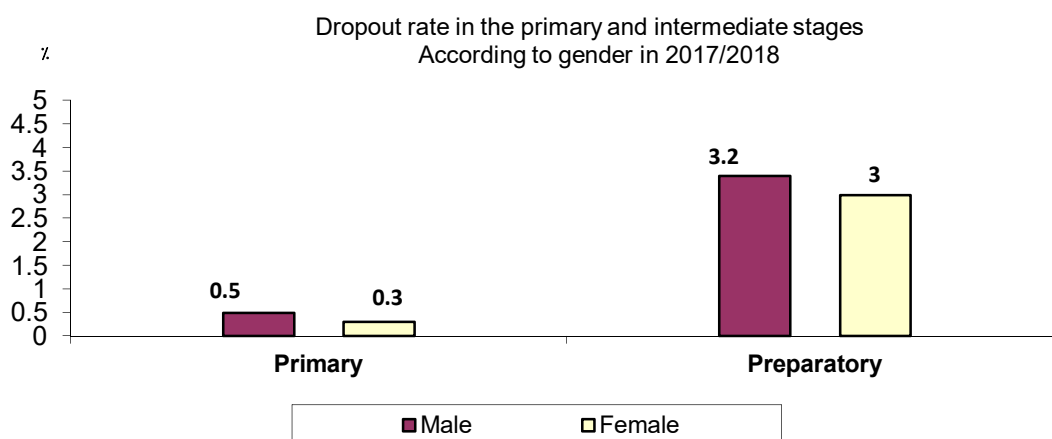
Proportions of female workers (15 years and over) in some occupations in 2019



According to data annual bulletin for pre-university education in 2018/2019

Total enrollment rates of females different educational stages:

- Pre-primary education reached 27.7%.
- Primary stage was 101%.
- Preparatory stage was 94.2%.
- Secondary education 54.6%, technical education (commercial, industrial, agriculture, etc.).
- Dropout rate for 2017/2018 in primary stage was 0.3% for females, compared to 0.5% for males for the same school year, while it reached 3.0% for females in preparatory stage, compared to 3.2% for males in the same year.



According to annual bulletin for enrolled students - Faculty members of higher education data 2018/2019

- Percentage of females enrolled in higher education was 48.9%, compared to 51.1% for males.

24% is the representation of women in the cabinet in 2019

Women in decision-making positions in 2018/2019:

- Women got 8 ministerial portfolios in the cabinet, representing 24% of number of ministers in the government.
- 15% of women contribute to Parliament, with a total of 90 seats out of the total seats.
- Number of women judges reached 66.

Some of country's efforts to protect and care for women:

- Amending Article 102 of 2014 constitution regarding allocating 25% of seats in the Council to Women, starting from the next legislative term.
- Law 148 of 2019 issuing Social Security and Pensions Law.

Activities of National Council for Women 2019:

- Campaign "Your Voice for Tomorrow Egypt" to educate women voters on the importance of referendum on constitutional amendments.
- Awareness and training programs for establishing small projects and spreading the culture of financial inclusion.
- Building capacity of rural women leaders.
- Programs to enhance capabilities of those dealing with violence and abuse issues.
- Activating strategy for empowering Egyptian women 2030.
- Issuing identification documents (National ID cards for those who are not able, documenting marriage contracts and registration restrictions).
- Supporting Women's Complaints Office to receive complaints and legal advice and raise legal awareness of women.
- Completing and supporting the institutional framework for empowering and protecting women (universities' anti-violence units against women, equal opportunities units).
- Combating Female Genital Mutilation (FGM) by developing a national strategy against FGM (2016-2020).
- Follow up on national strategy to combat violence against women (2015-2020).
- Supporting women with disabilities, as a special focus is devoted to them in the National Strategy for Empowerment of Women 2030, which deals with their empowerment at all levels.

CAPMAS Efforts:

- CAPMAS gives a keen interest into gender statistics at all domains to show the role of women and its contribution to society. In this regard, CAPMAS, in cooperation with the National Council for Women, has implemented a field study on violence against women with disabilities to study prevalence of acts of violence against women with disabilities in Egypt except for of North Sinai, South Sinai, Marsa Matrouh, Red Sea, and New Valley governorates. The size of the survey sample reached (6000) households from households that one of its women members has a disability (either hearing, sight or physical) in the age group (18 years or more).

Data Sources:

- Population Estimates 11/2/2020 (preliminary data).
- Marriage and Divorce Bulletin 2019 (preliminary data).
- Household Income, Expenditure, and Consumption survey, HIECS 2017/2018.
- Annual Bulletin of Labor Force Survey 2019 (preliminary data).
- Annual Bulletin of Pre-University Education (2018/2019).
- Annual Bulletin of Enrolled Students -Higher Education Faculty Members 2018/2019.
- National Council for Women.

P.O. Box 2086 Salah Salem, Nasr City, Cairo, Egypt

Telephone: Public Relations: (02) 24021559. | National Center for Information: (02) 24020231

Fax: 24024099 | E-mail: pres_capmas@capmas.gov.eg | Website: www.capmas.gov.eg