



Press Release

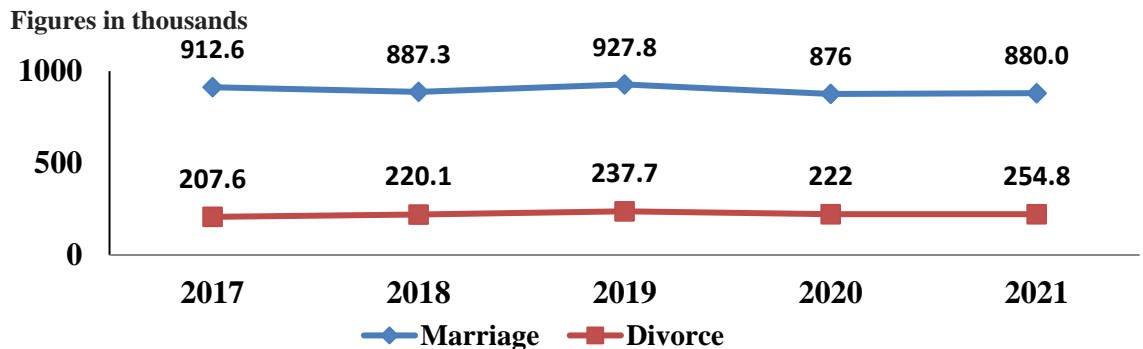
Central Agency for Public Mobilization And Statistics

14.7 % Increase of Divorce Cases
Slight Increase of marriage contracts in 2021

Central Agency for Public Mobilization and Statistics, Issued today 23 /8 / 2022 "Annual Bulletin of Marriage and Divorce Statistics 2021".

Number of marriage contracts reached 880041 contracts in 2021, compared to 876015 contracts in 2020, an increase by 0.5 %, while the number of Divorce cases reached 254777 in 2021, compared to 222036 cases in 2020, an increase by 14.7%, the most important indicators are as follows:

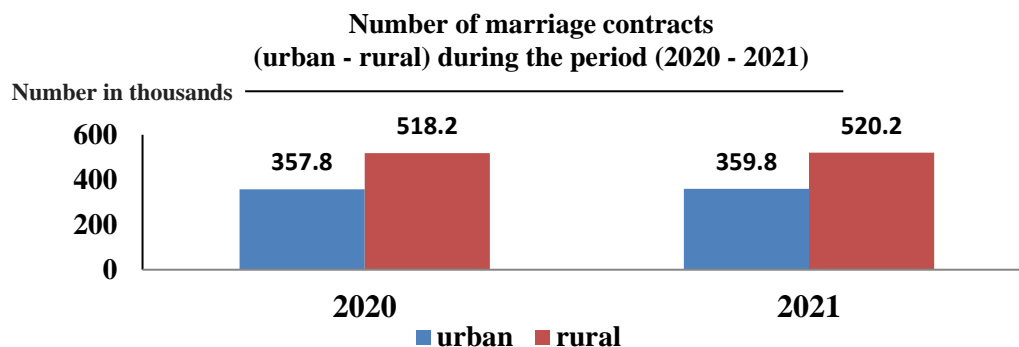
Trend of Number of Marriage and Divorce during the period (2017 - 2021)



First: Marriage

1. According to the Place of Residence:

- Number of marriages in urban areas reached 359806 contracts in 2021 representing 40.9% of total contracts compared to 357832 contracts in 2020, an increase by 0.6% .
- Number of marriages in rural areas reached 520235 contracts in 2021 representing 59.1% of total contracts compared to 518183 contracts in 2020, an increase of by 0.4 %



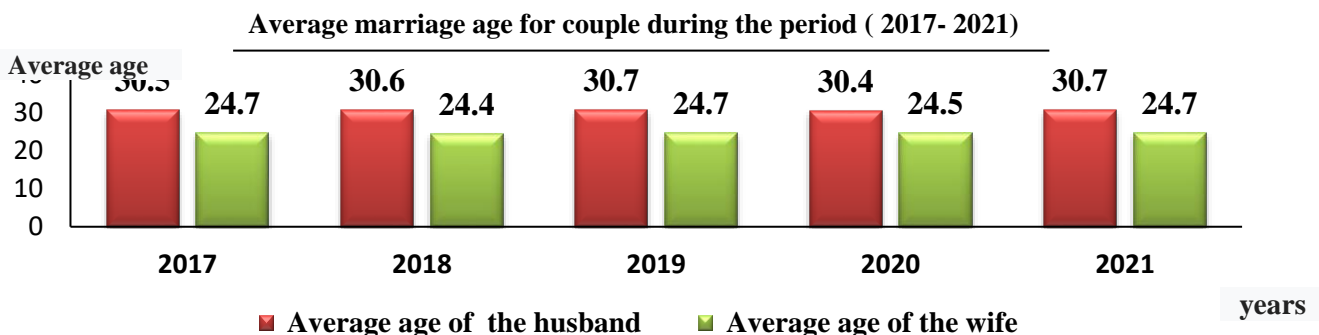
2. According to Age Groups:

A. For Husbands :

The highest percentage of marriage was recorded in the age group of (25 to less than 30 years) ,as the number of contracts reached 352259 which represents 40.0%, while the lowest percentage of marriage in the age group of (70 years and over) , as number of contracts reached 4662 which represents 0.5 % of total contracts, The average age of the husband was 30.7 years in 2021.

B. For Wives :

The highest percentage of marriage was recorded in the age group of (20 to less than 25 years) , as number of contracts reached 333679 representing 37.9%, while the lowest percentage of marriage was recorded in the age group of (65 years and over) as number of contracts reached 999 contracts representing 0.1% of total contracts The average age of the wife was 24.7 years in 2021.



3. According to Educational Status

A. For Husbands :

The highest percentage of marriage was recorded for intermediate certificates holders as the number of contracts reached 331742 by 37.7%, while the lowest percentage was recorded in men with higher university degrees as the number of contracts reached 831 contracts by 0.1% of the total contracts .

B. For Wives :

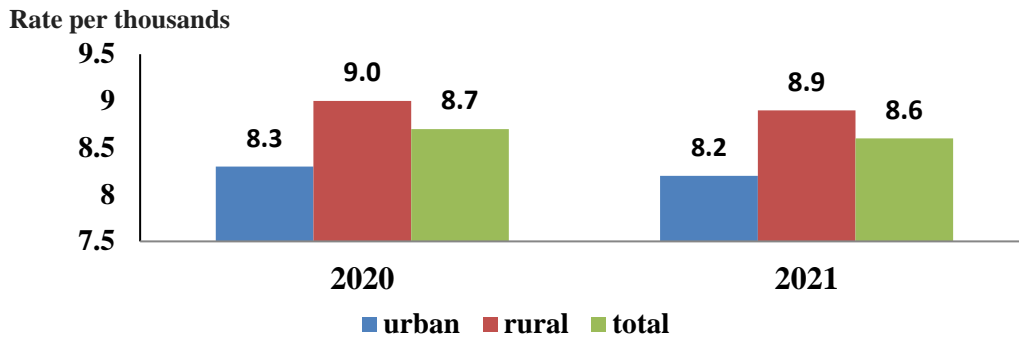
The highest percentage of marriage was recorded for intermediate certificates holders as the number of contracts reached 262676 by 29.8%, while the lowest rate of marriage was recorded in women with higher university degrees as the number of contracts reached 696 by 0.1% of the total contracts.

4. Marriage Rate :

It is the Number of marriage contracts signed during the year per thousand of population in the middle of the same year , According to the bulletin :

- A. Marriage rate reached 8.6 per thousand in 2021, compared to 8.7 per thousand in 2020.
- B. Marriage rate reached 8.2 per thousand in urban in 2021, compared to 8.3 per thousand in 2020.
- C. Marriage rate reached 8.9 per thousand in rural in 2021, compared to 9.0 per thousand in 2020.
- D. The highest marriage rate reached 13.8 per thousand in Cairo, while the lowest marriage rate reached 4.7 per thousand in Giza .

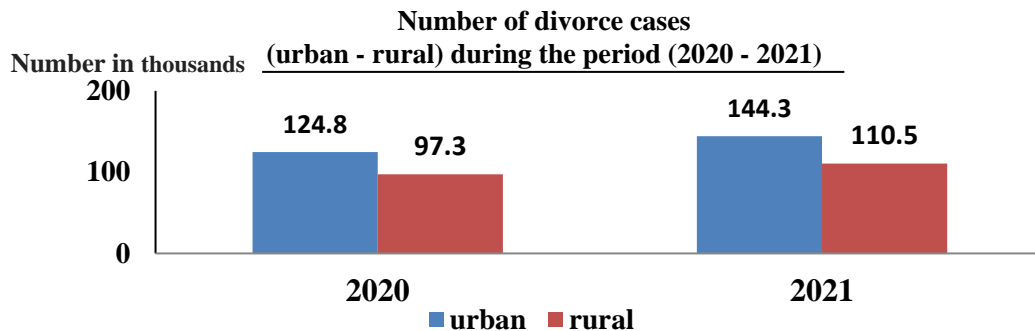
Rate of marriage (urban - rural) during the period (2020 - 2021)



Second: Divorce :

1. Total Cases According to the Place of Residence:

- A. Number of divorce cases in urban areas reached 144305 divorce cases, which represents 56.6% of the total cases in 2021, compared to 124772 cases in 2020, an increase by 15.7%.
- B. Number of divorce cases in rural areas reached 110472 representing 43.4% of the total divorce cases in 2021, compared to 97264 in 2020, an increase by 13.6% Divorce cases distributed as follows:

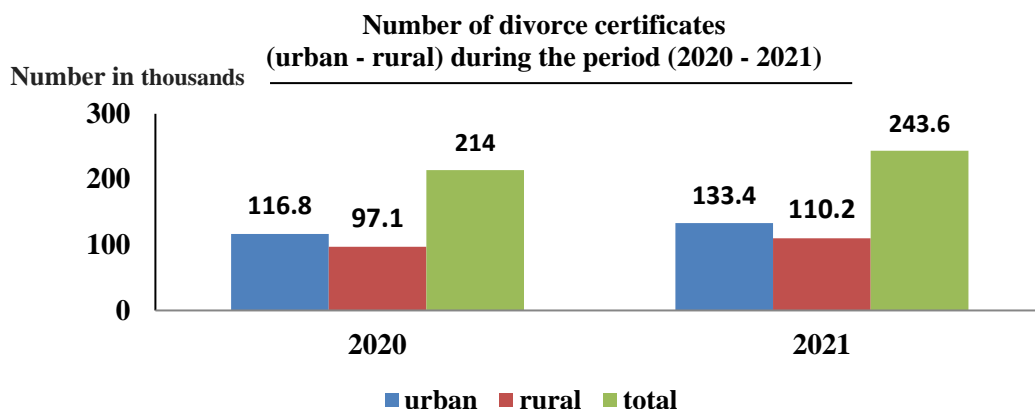


2. Divorce Certificates:

Number of Divorce Certificates reached 243583 Certificates in 2021 compared to 213950 Certificates in 2020, an increase of by 13.9% , Divorce Certificates distributed as follows:

A. According to the Place of Residence:

- A- Number of divorce in urban areas reached 133417 divorce declarations, which represents 54.8% of the total declarations in 2021, compared to 116845 declarations in 2020, with increase by 14.2%.
- B- Number of divorce declarations in rural areas reached 110166 representing 45.2% of the total divorce declarations in 2021, compared to 97105 in 2020, an increase by 13.5% .



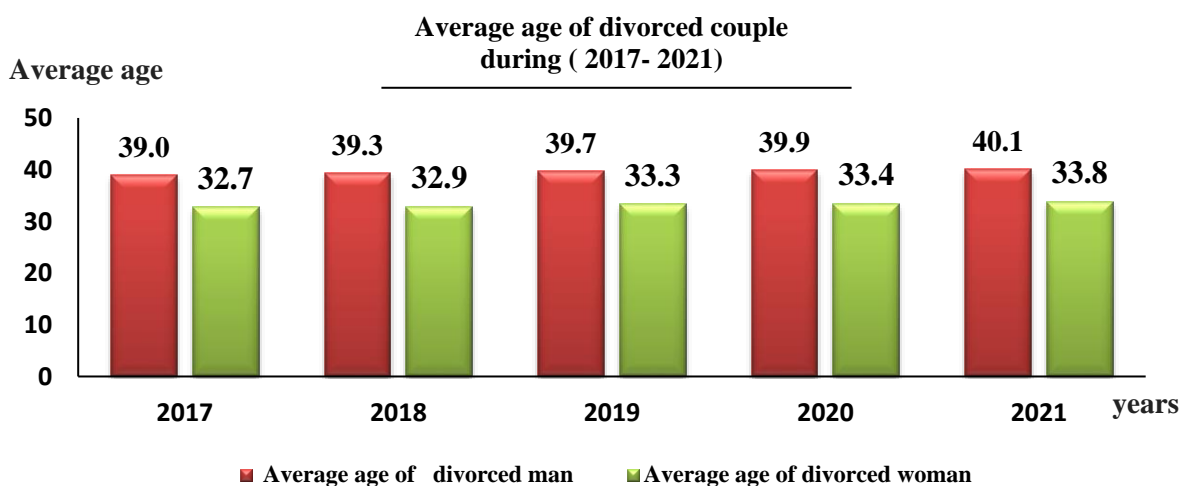
B. According to Age Groups:

1. For Divorced Men:

The highest divorce rate was recorded in the age group (30 to less than 35 years) where the number of declarations reached 48342 by 19.8%, while the lowest divorce rate recorded in the age group (18 to less than 20 years) as the number of declarations reached 390 which represents 0.2% of the total divorce declarations, The average age of the divorced man was 40.1 years in 2021.

2. For Divorced Women:

The highest divorce rate was recorded in the age group (25 to less than 30 years) as the number of declarations reached 43427 declarations by 17.8%, while the lowest divorce rate was recorded in the age group (65 years and over) as the number of declarations reached 1637 declarations by 0.7 % of the total divorce declarations, The average age of the divorced women was 33.8 years in 2021.



C. According to Educational Status

1. For Divorced Men:

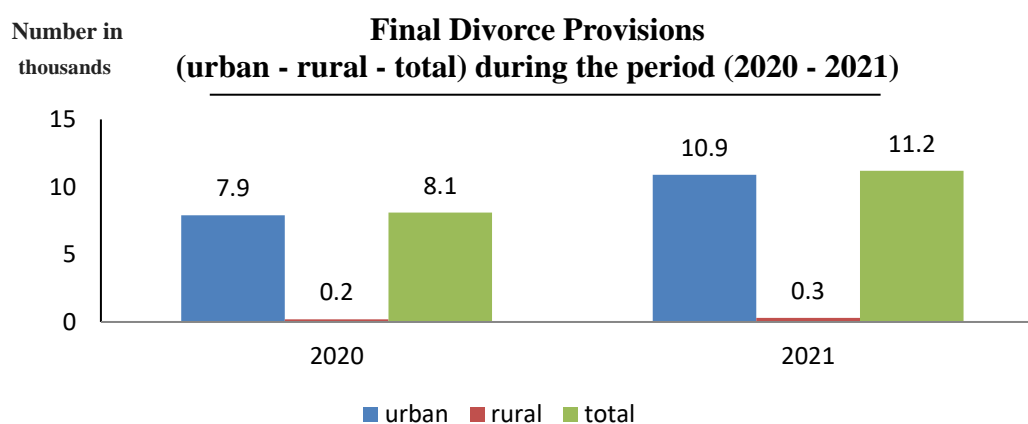
The highest divorce rate recorded in men with intermediate certificates holders as the number of divorce declarations reached 86404, which represents 35.5 %, while the lowest divorce rate recorded in men with higher university degree as the number of divorce declarations reached 338 declarations by 0.1% of the total divorce declarations.

2. For Divorced Women :

The highest divorce rate recorded in women with intermediate certificates holder that reached 79871 divorce declarations which represents 32.8%, while the lowest divorce rate recorded in women with higher university degrees as the number of Divorce declarations reached 253 declarations by 0.1% of the total divorce declarations.

Final Divorce provisions

- Number of final divorce provisions reached 11194 in 2021 compared to 8086 provisions in 2020, an increase by 38.4% .
- Number of final divorce provisions in urban areas reached 10888 provisions, which represents 97.3% of total provisions in 2021, compared to 7927 provisions in 2020, an increase by 37.4%.
- Number of final divorce provisions in rural areas reached 306 provisions, which represents 2.7% of total provisions in 2021, compared to 159 provisions in 2020, an increase by 92.5%.
- The highest percentage of divorce recorded because of “khula” as the number of provisions reached 9197 provisions, which represents 82.2% while the lowest divorce percentage recorded because of Husband imprisoned , where the number of provisions reached three provisions of total number, which represents 0.03%.

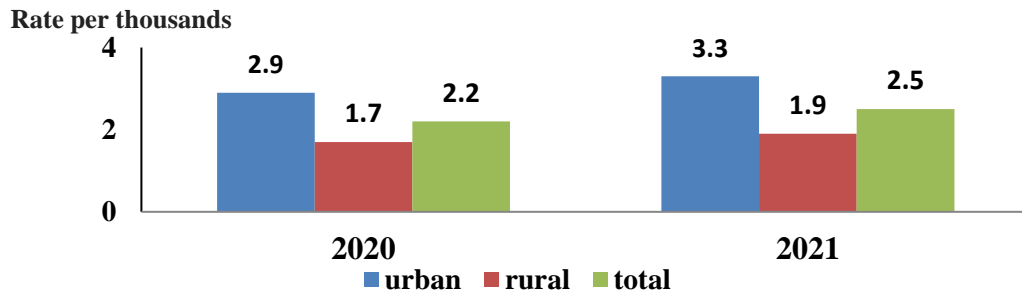


3. Divorce rate

It is the Number of divorce cases (declarations + final divorce provisions) , which recorded during the year per thousand of population in the middle of the same year, The bulletin refers to the following:

- A. Divorce rate reached 2.5 per thousand in 2021, compared to 2.2 per thousand in 2020.
- B. Divorce rate reached 3.3 per thousand in 2021 urban areas, compared to 2.9 per thousand in 2020
- C. Divorce rate reached 1.9 per thousand in 2021 rural areas, compared to 1.7 per thousand in 2020
- D. The highest divorce rate reached 5.4 per thousand in Cairo Governorate, while the lowest divorce rate reached 1.1 per thousand in Asyout Governorate.

Rate of divorce (urban - rural- total during the period (2020 - 2021)



P,O, Box 2086 Salah Salem , Nasr City, Cairo, Egypt

Public Relation Tel : (02) 24010231 Information Bank Customer Service Tel : (02) 24002706

Presidential Office fax : (02) 24024099